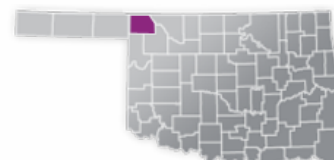




HARPER COUNTY

COUNTY SEAT: HARPER

QUALITY RANK: 42



NEED: CHILDREN NEEDING CARE WHILE PARENTS WORK

AGE	CHILD POPULATION	CHILDREN WITH WORKING PARENTS	
	NUMBER	NUMBER	PERCENT
0-5	363	225	62.0%
6-12	329	222	67.5%
0-12	692	447	64.6%

AVAILABILITY: LICENSED CHILD CARE

	NUMBER OF FACILITIES	TOTAL CAPACITY	DHS SUBSIDY
COUNTY TOTAL	3	37	33.3%
CENTERS	2	30	50.0%
HOMES	1	7	0.0%

AFFORDABILITY: CHILD CARE COST

CENTERS AVERAGE FULL-TIME WEEKLY		HOMES AVERAGE FULL-TIME WEEKLY	
UNDER 1	\$100.00	UNDER 1	\$90.00
1 YEAR	\$100.00	1 YEAR	\$90.00
2 YEARS	\$100.00	2 YEARS	\$90.00
3 YEARS	\$100.00	3 YEARS	\$90.00
4-5 YEARS	\$100.00	4-5 YEARS	\$90.00
KINDERGARTEN+	-	KINDERGARTEN+	-

1.1% of children whose parents work receive child care paid for by OKDHS subsidy.

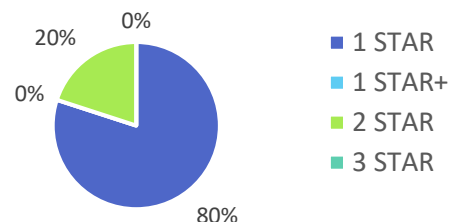
n/a: no facilities operate in the county, - no data reported for county

EARLY EDUCATION


AGE	4 YEAR OLD PRE-KINDERGARTEN		KINDERGARTEN	
	½ DAY	FULL DAY	½ DAY	FULL DAY
# OF SITES	1	2	0	2
# ENROLLED	32	22	0	71

93.1% of 4 year olds are enrolled in a full or part day Pre-K program.
154.3% of 5 year olds are enrolled in a full or part day Kindergarten program.

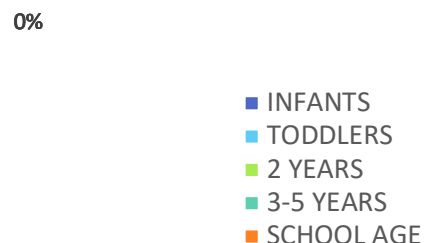
QUALITY: STAR RATINGS FOR CHILD CARE FACILITIES



AMOUNT OF CARE SOUGHT



AGES FOR WHOM CARE IS SOUGHT



NON-TRADITIONAL SCHEDULES SOUGHT

